

Section III.B



Shell Scheme Mandatory Forms

- **What complimentary facilities are in my booth if I ordered a stand package?**
=> Stand Package Specifications
- **How to inform the organizer of our special request about the location of facilities and additionally ordered equipment in my booth?**
=> Form 3 Stand Layout
- **How to inform the organizer of our official company name on booth fascia?**
=> Form 4 Company Name for Stand Fascia

SECTION III.B SHELL SCHEME MANDATORY FORMS

STAND PACKAGE SPECIFICATION

* If you want to change the original stand package, please fill in **Form 7**.

| ITEM | SPECIFICATIONS | NOTES | | | |
|---|--|------------------|--------------------|--------------------|--------------------|
| C1_Premium  | Max. stand height 3m | 12m ² | <=18m ² | <=24m ² | <=30m ² |
| | Carpet, needle punch | √ | √ | √ | √ |
| | Wall panels, 2.5m ht | √ | √ | √ | √ |
| | Design element, 3m ht | √ | √ | √ | √ |
| | Complimentary furniture: | | | | |
| | Lockable cupboard | 1 | 2 | 2 | 2 |
| | Square table | 1 | 2 | 2 | 3 |
| | Leather chair | 4 | 6 | 8 | 12 |
| | Waste paper basket | 1 | 2 | 2 | 2 |
| | 100W spotlight | 7 | 9 | 11 | 13 |
| | 13A/220V 500W socket | 1 | 2 | 2 | 3 |
| | Fascia, 0.4m ht; Lettering & booth no. | √ | √ | √ | √ |
| | Logo, in sticker cut-out, excl. design, incl. production | √ | √ | √ | √ |
| ITEM | SPECIFICATIONS | NOTES | | | |
| C2_Sparkle  | Max. stand height 3m | 18m ² | <=24m ² | <=30m ² | <=36m ² |
| | Carpet, needle punch | √ | √ | √ | √ |
| | Wall panels, 2.5m ht | √ | √ | √ | √ |
| | Design element, 3m ht | √ | √ | √ | √ |
| | Complimentary furniture: | | | | |
| | Storage, 1m x 2m | √ | √ | √ | √ |
| | Folding door | 1 | 1 | 1 | 1 |
| | Information counter | 1 | 1 | 2 | 2 |
| | Square table | 1 | 1 | 2 | 2 |
| | Leather chair | 3 | 4 | 6 | 8 |
| | Slope shelf | 3 | 3 | 4 | 4 |
| | Waste paper basket | 1 | 1 | 2 | 2 |
| | 100W spotlight | 6 | 8 | 10 | 12 |
| | 13A/220V 500W socket | 1 | 1 | 2 | 2 |
| | Fascia (white), 0.30m ht; Lettering & booth no. (black) | √ | √ | √ | √ |
| | Logo, in sticker cut-out, excl. design, incl. production | √ | √ | √ | √ |

*The above perspective is for reference only. The construction will be executed on a case-by-case basis.



Note

- Shell scheme exhibitors shall not modify the booth construction, including painting, sticking, nailing and drilling, without the consent of the organizer. Exhibitors will have to make good of any resulted damages or losses. A written approval from the organizer is required if the modification is necessary. All relating expenses shall be borne by the exhibitors.
- No lighting fixture is allowed to be connected by shell scheme exhibitors. For any result caused by that illegal behavior, such as power tripping, short circuit, wire burning and electric box broken, the exhibitors should take all responsibilities and compensate for losses.
- Socket is not for lighting use, but for electricity supply of low power equipment only, which is lower than the maximum power of socket. For high power equipments, please order power supply additionally.
- The multi-function socket is forbidden to use so as to avoid the short circuit due to the overload.
- Shell scheme exhibitors shall not change the booth type to raw space without written approval from the organizer.
- The organizer reserves the right of slight changes to the booth allocation.
- Please declare in advance if your exhibits shall be in place before the construction of shell scheme booth. Normally shell scheme booth is built orderly according to onsite situation and completed 2 days before the exhibition. The furniture is ready for shell scheme booth 1 day before the exhibition.

SECTION III.B SHELL SCHEME MANDATORY FORMS

STAND PACKAGE SPECIFICATION (CONT'D)

* If you want to change the original stand package, please fill in **Form 7**.

| ITEM | SPECIFICATIONS | NOTES | | | |
|---|---|------------------------|-----------------------------|-----------------------------|-----------------------------|
| C3_Economic  | Max. stand height 3m | 12m² | <=18m² | <=24m² | <=30m² |
| | Carpet, needle punch | √ | √ | √ | √ |
| | Wall panels, 2.5m ht | √ | √ | √ | √ |
| | Design element, 3m ht | √ | √ | √ | √ |
| | Complimentary furniture: | | | | |
| | Lockable cupboard | 1 | 2 | 2 | 2 |
| | Square table | 1 | 2 | 2 | 3 |
| | Leather chair | 4 | 6 | 8 | 12 |
| | Flat shelf | 3 | 4 | 4 | 6 |
| | Waste paper basket | 1 | 2 | 2 | 2 |
| | 100W spotlight | 4 | 6 | 8 | 10 |
| | 13A/220V 500W socket | 1 | 2 | 2 | 3 |
| | Fascia (blue), 0.30m ht; Lettering & booth no. (white) | √ | √ | √ | √ |
| | Logo, in sticker cut-out, excl. design, incl. production | √ | √ | √ | √ |
| ITEM | SPECIFICATIONS | NOTES | | | |
| C4_Eminence  | Max. stand height 3.5m | 18m² | <=24m² | <=30m² | <=36m² |
| | Carpet, needle punch | √ | √ | √ | √ |
| | Wall panels, 2.5m ht | √ | √ | √ | √ |
| | Complimentary furniture: | | | | |
| | Storage, 1m x 2m | √ | √ | √ | √ |
| | Lockable door | 1 | 1 | 1 | 1 |
| | Lockable cupboard | 1 | 1 | 2 | 2 |
| | Square table | 1 | 1 | 2 | 2 |
| | Leather chair | 3 | 4 | 6 | 8 |
| | Waste paper basket | 1 | 1 | 2 | 2 |
| | 100W spotlight | 6 | 8 | 10 | 12 |
| | 13A/220V 500W socket | 1 | 1 | 2 | 2 |
| | Fascia (silver spray), 0.4m ht; Lettering & booth no. (white) | √ | √ | √ | √ |
| | Logo, digital print in mesh, excl. design, incl. production | √ | √ | √ | √ |

*The above perspective is for reference only. The construction will be executed on a case-by-case basis.

Note

- Shell scheme exhibitors shall not modify the booth construction, including painting, sticking, nailing and drilling, without the consent of the organizer. Exhibitors will have to make good of any resulted damages or losses. A written approval from the organizer is required if the modification is necessary. All relating expenses shall be borne by the exhibitors.
- No lighting fixture is allowed to be connected by shell scheme exhibitors. For any result caused by that illegal behavior, such as power tripping, short circuit, wire burning and electric box broken, the exhibitors should take all responsibilities and compensate for losses.
- Socket is not for lighting use, but for electricity supply of low power equipment only, which is lower than the maximum power of socket. For high power equipments, please order power supply additionally.
- The multi-function socket is forbidden to use so as to avoid the short circuit due to the overload.
- Shell scheme exhibitors shall not change the booth type to raw space without written approval from the organizer.
- The organizer reserves the right of slight changes to the booth allocation.
- Please declare in advance if your exhibits shall be in place before the construction of shell scheme booth. Normally shell scheme booth is built orderly according to onsite situation and completed 2 days before the exhibition. The furniture is ready for shell scheme booth 1 day before the exhibition.

SECTION III.B SHELL SCHEME MANDATORY FORMS

FORM 3 STAND LAYOUT

DEADLINE: 31 MAY 2019

| | |
|--|---|
| Please return form to: SHANGHAI HOMER-EXPO SERVICE CO.,LTD. 1F, No.16 Building of the National Science Park of Donghua University, No. 658 Jingzhong Road Changning Area, Shanghai / P.R.China Tel.: +86 (0)21-5221 2001 Fax: +86 (0)21-5221 2002 Email: zzl@homer-expo.com xly@homer-expo.com zjw@homer-expo.com Contact Person: Ms. Zelina Zhu / ext. 807 (Hall N1) Ms. Liya Xu / ext. 805 (Hall N2) Mr. Ben Zhou / ext. 835 (Hall N3) | Company: <hr/> Address: <hr/> Tel.: Fax: <hr/> Email: <hr/> Person in charge: <hr/> Signature: Date: <hr/> Hall / Booth No.: |
|--|---|

This form must be completed and returned by **ALL Shell Scheme Exhibitors**.

You are requested to send your stand layout showing your enclosed or additionally ordered equipment.

| | |
|---|--|
| - Positioning of cabin - Sockets - Spotlights | - Machine connection - Water connection - Compressed air |
|---|--|

| |
|---|
| Amount <div style="margin-bottom: 10px;"> <div style="border-bottom: 1px solid black; width: 50px; display: inline-block;"></div> sockets</div> <div style="margin-bottom: 10px;"> <div style="border-bottom: 1px solid black; width: 50px; display: inline-block;"></div> machine connection</div> <div style="margin-bottom: 10px;"> <div style="border-bottom: 1px solid black; width: 50px; display: inline-block;"></div> spotlight</div> <div style="margin-bottom: 10px;"> <div style="border-bottom: 1px solid black; width: 50px; display: inline-block;"></div> fluorescent tubes</div> <div style="margin-bottom: 10px;"> <div style="border-bottom: 1px solid black; width: 50px; display: inline-block;"></div> water connection</div> <div style="margin-bottom: 10px;"> <div style="border-bottom: 1px solid black; width: 50px; display: inline-block;"></div> compressed air</div> |
|---|

 Booth size
 ____ (m): ____ (m)

SECTION III.B SHELL SCHEME MANDATORY FORMS

FORM 4 COMPANY NAME FOR STAND FASCIA

DEADLINE: 31 MAY 2019

| | | | | | | | | | | | | | | | |
|---|--|----------|--|----------|--|-------|------|--------|--|-------------------|--|------------|-------|-------------------|--|
| Please return form to: SHANGHAI HOMER-EXPO SERVICE CO.,LTD. 1F, No.16 Building of the National Science Park of Donghua University, No. 658 Jingzhong Road Changning Area, Shanghai / P.R.China Tel.: +86 (0)21-5221 2001 Fax: +86 (0)21-5221 2002 Email: zzl@homer-expo.com xly@homer-expo.com zjw@homer-expo.com Contact Person: Ms. Zelina Zhu / ext. 807 (Hall N1) Ms. Liya Xu / ext. 805 (Hall N2) Mr. Ben Zhou / ext. 835 (Hall N3) | <table border="1" style="width: 100%; border-collapse: collapse;"> <tr> <td colspan="2">Company:</td> </tr> <tr> <td colspan="2">Address:</td> </tr> <tr> <td>Tel.:</td> <td>Fax:</td> </tr> <tr> <td colspan="2">Email:</td> </tr> <tr> <td colspan="2">Person in charge:</td> </tr> <tr> <td>Signature:</td> <td>Date:</td> </tr> <tr> <td colspan="2">Hall / Booth No.:</td> </tr> </table> | Company: | | Address: | | Tel.: | Fax: | Email: | | Person in charge: | | Signature: | Date: | Hall / Booth No.: | |
| Company: | | | | | | | | | | | | | | | |
| Address: | | | | | | | | | | | | | | | |
| Tel.: | Fax: | | | | | | | | | | | | | | |
| Email: | | | | | | | | | | | | | | | |
| Person in charge: | | | | | | | | | | | | | | | |
| Signature: | Date: | | | | | | | | | | | | | | |
| Hall / Booth No.: | | | | | | | | | | | | | | | |

This form must be completed and returned by **ALL Shell Scheme Exhibitor**. Please fill the company name into the space below as it should appear on the fascia.

The exhibitor's name must be printed in *English* and can additionally be printed in *Chinese*.

If the exhibitor has a standard Chinese name, please indicate this on this form. The lettering and characters will be provided without extra charge.

[1] ENGLISH: PLEASE USE BLOCK LETTERS

| | | | | | | | | | | | | | | | | | | | |
|--|--|--|--|--|--|--|--|--|--|--|--|--|--|--|--|--|--|--|--|
| | | | | | | | | | | | | | | | | | | | |
| | | | | | | | | | | | | | | | | | | | |
| | | | | | | | | | | | | | | | | | | | |

[2] CHINESE: PLEASE WRITE CLEARLY

| | | | | | | | | | | | | | | | | | | | |
|--|--|--|--|--|--|--|--|--|--|--|--|--|--|--|--|--|--|--|--|
| | | | | | | | | | | | | | | | | | | | |
| | | | | | | | | | | | | | | | | | | | |
| | | | | | | | | | | | | | | | | | | | |

Note

- If your fascia name details are not received within the above deadline, the company name and details in the application form will be used. In all cases, abbreviations will be used, e.g. Limited = Ltd.
- Only company names can be used. Advertising slogans and the like will not be permitted.
- The company name for stand fascia must accord with the information in the application form. It is required to get the approval from the organizer if any modification.
- For the stand packages which include the production of a logo, please submit a high resolution (300dpi) digital file (jpg- , tif- or eps-).
- Logo within the size of 200 x 200 mm may be attached to the fascia. Please note that **production of additional logo is solely at Exhibitor's Expense**. If you wish to print your logo on the fascia, please send a sample or a high resolution (300dpi) digital file (jpg- , tif- or eps-), together with **Form 15 - Special Items**, to **the Official Contractor** for quotation.